

floor plans



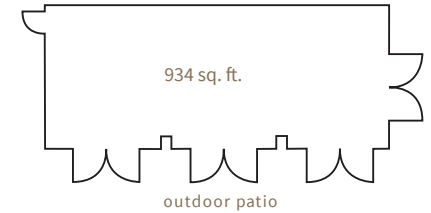
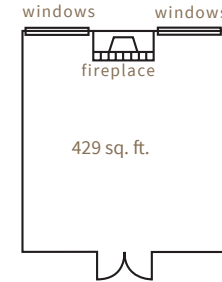
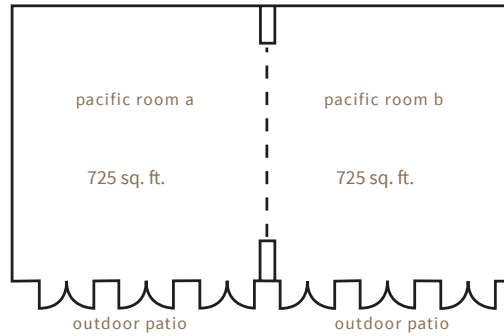
pacific room



seaside room



strand cafe & patio



meeting room specifications									
meeting room	sq. ft.	dimensions	ceiling ht.	conference	u-shape	classroom	theater	banquet	reception
Pacific Room	1450	50' x 29'	15'	44	44	50	80	60	120
Pacific Room a or b	725	25' x 29'	15'	22	22	25	45	40	60
Seaside Room	429	20' x 21'	9'	16	16	18	16	24	35
Strand Café	250	25' x 10'	9'	20	n/a	n/a	20	50	20
Strand Patio	684	36' x 19'	9'	20	n/a	n/a	20	50	60
Strand Café & Patio	934	61' x 29'	9'	20	n/a	n/a	20	50	80

